

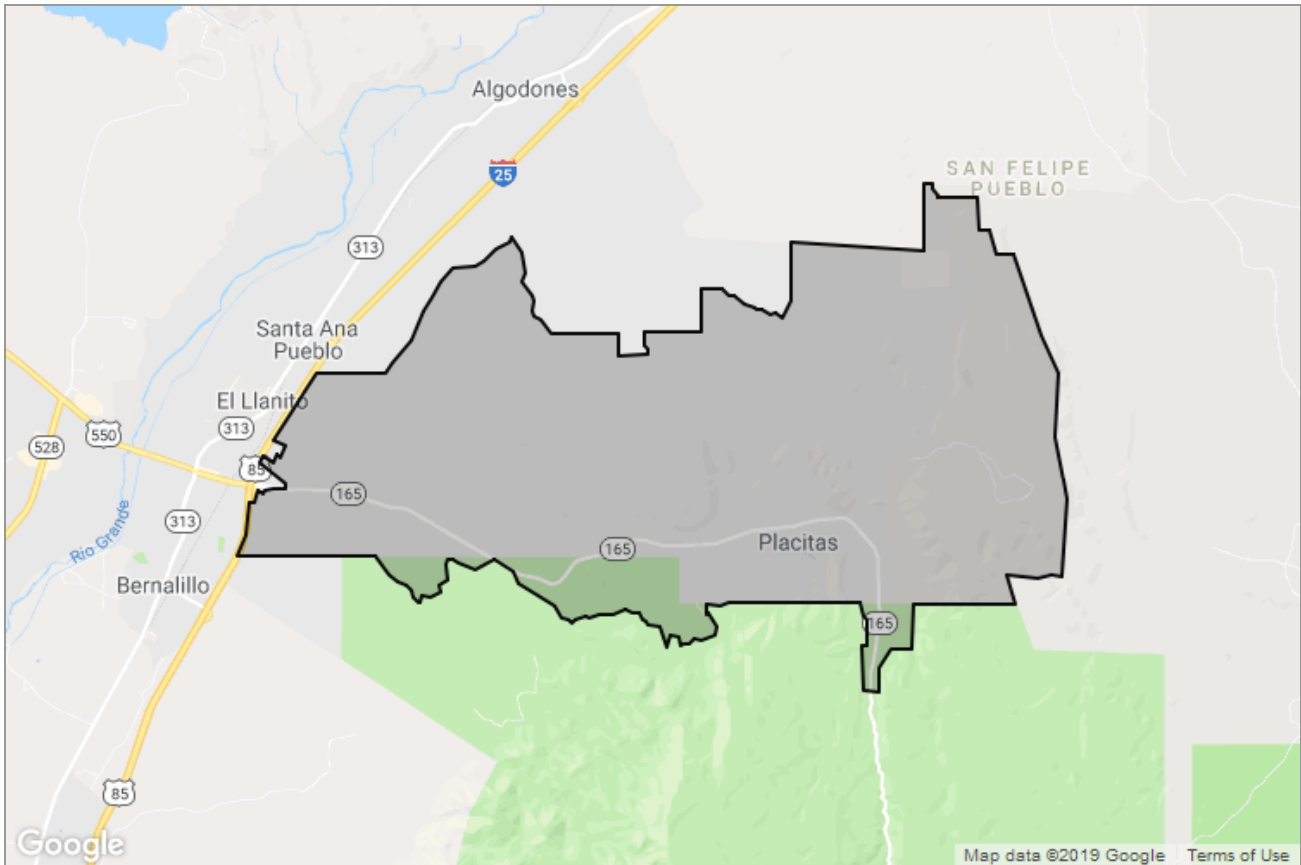


Placitas, New Mexico

Market Activity Report

MARKET ACTIVITY REPORT

Placitas, New Mexico



Presented by

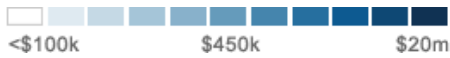
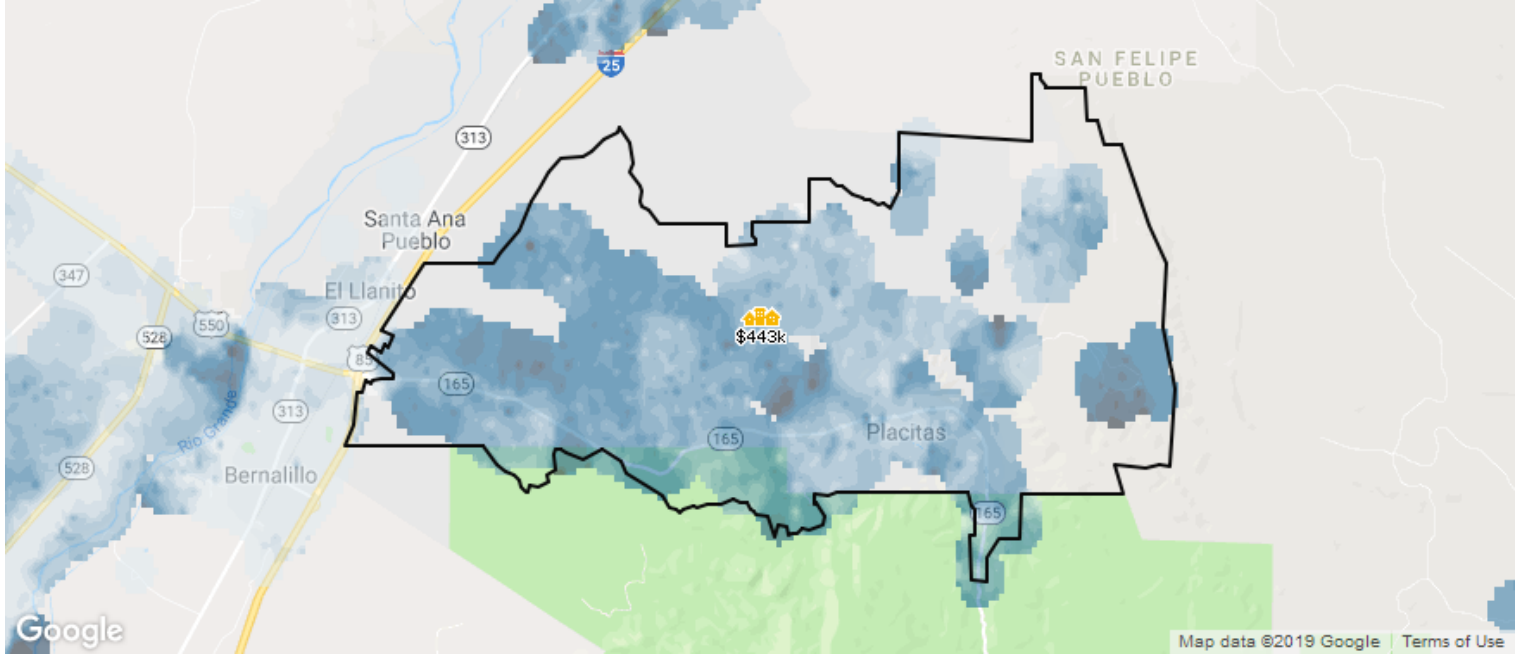
Leigh-Jo Anzures | REALTOR®

Syan[™]
REAL ESTATE

Call/Text: (505) 730-8181 • info@syon.com • www.syon.com

Placitas, New Mexico

Market Snapshot: Estimated Home Values



This map layer shows the average estimated home values, based on the AVMs and RVMs® for properties in an area. Source(s): Public records and MLS data where licensed; updated Quarterly.

Median Est. Home Value

\$443K

Updated: 1/31/2019

Change Over
Last Month

↑ **0.36%**

Change Over
Last Quarter

↑ **0.36%**

Change Over
Last 12 Months

↑ **7.2%**

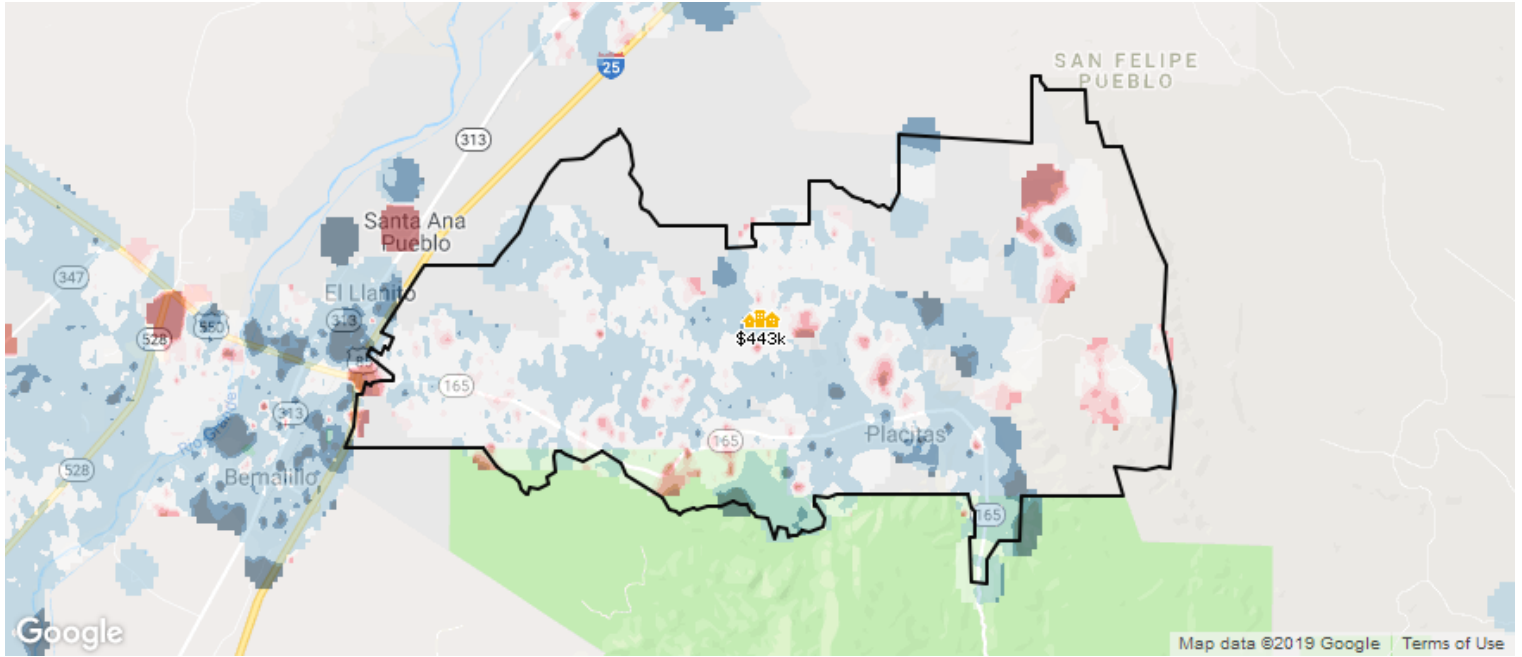
Change Over
Last 24 Months

↑ **8.72%**

About this Data: Estimated home values are generated by a valuation model and are not formal appraisals. Valuations are based on public records and MLS data where licensed. The metrics shown here reflect **All Residential Properties** data.

Placitas, New Mexico

Market Snapshot: 12-Month Change in Estimated Value



-15% 2.5% +20%

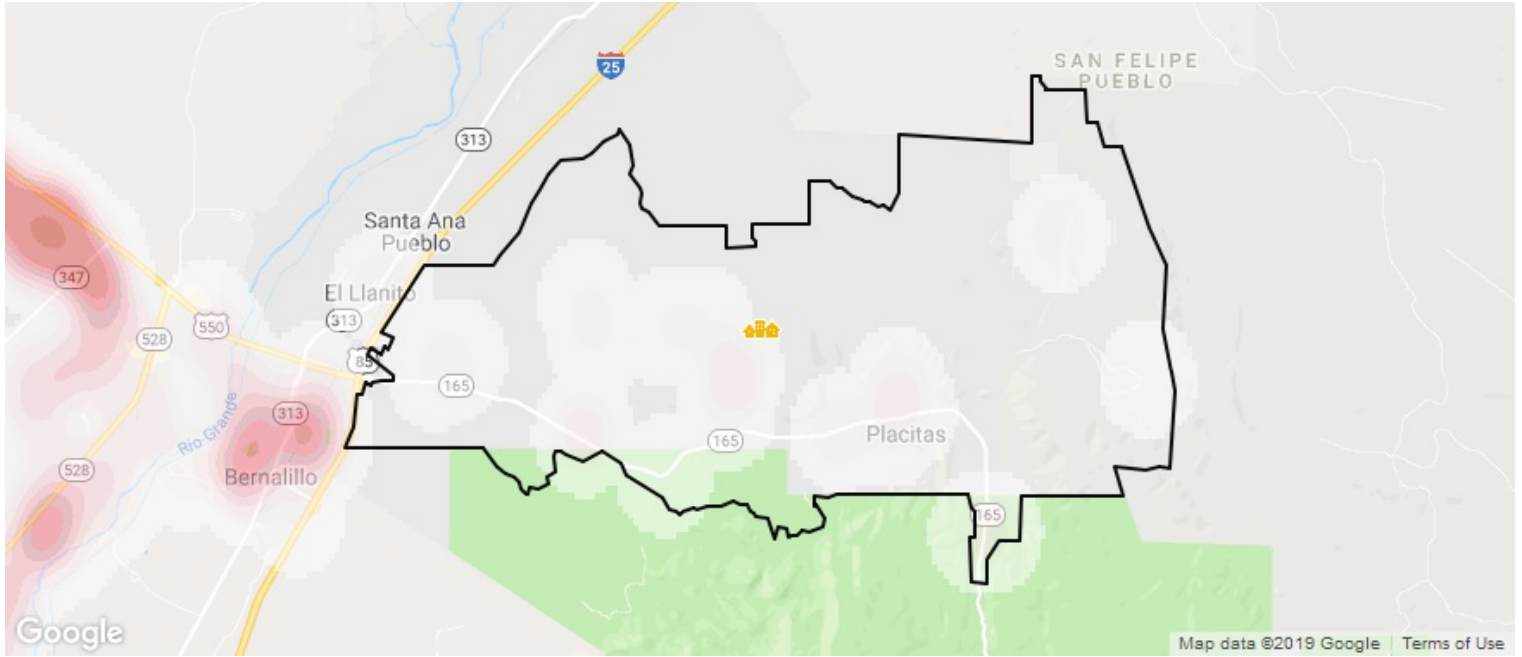
This map layer shows the change in estimated home values over the past 12 months, based on the AVMs and RVMs® for properties in an area. Source(s): Public records and MLS data where licensed; updated Quarterly.

<p>Median Est. Home Value</p> <p>\$443K</p> <p>Updated: 1/31/2019</p>	<p>Change Over Last 12 Months</p> <p>↑ 7.2%</p>	<p>Change Over Last 24 Months</p> <p>↑ 8.72%</p>	<p>Change Over Last 36 Months</p> <p>↑ 3.27%</p>
--	--	---	---

About this Data: Estimated home values are generated by a valuation model and are not formal appraisals. Valuations are based on public records and MLS data where licensed. The metrics shown here reflect **All Residential Properties** data.

Placitas, New Mexico

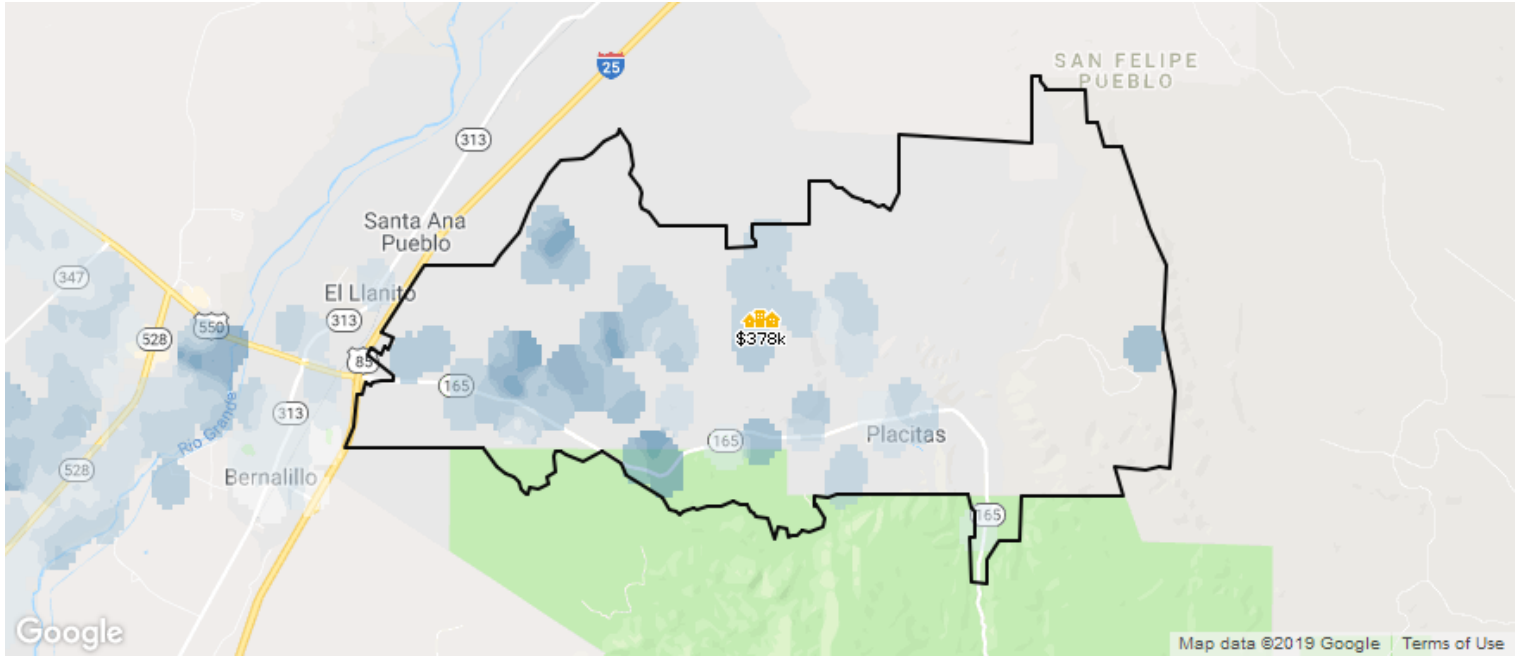
Market Snapshot: Concentration of Distressed Properties



This map layer shows the concentration of distressed properties, in areas where RPR has MLS data. Source(s): MLS data; updated Quarterly.

Placitas, New Mexico

Market Snapshot: Sales Price



<\$100k
 \$100k-\$500k
 \$500k-\$1m
 >\$1m

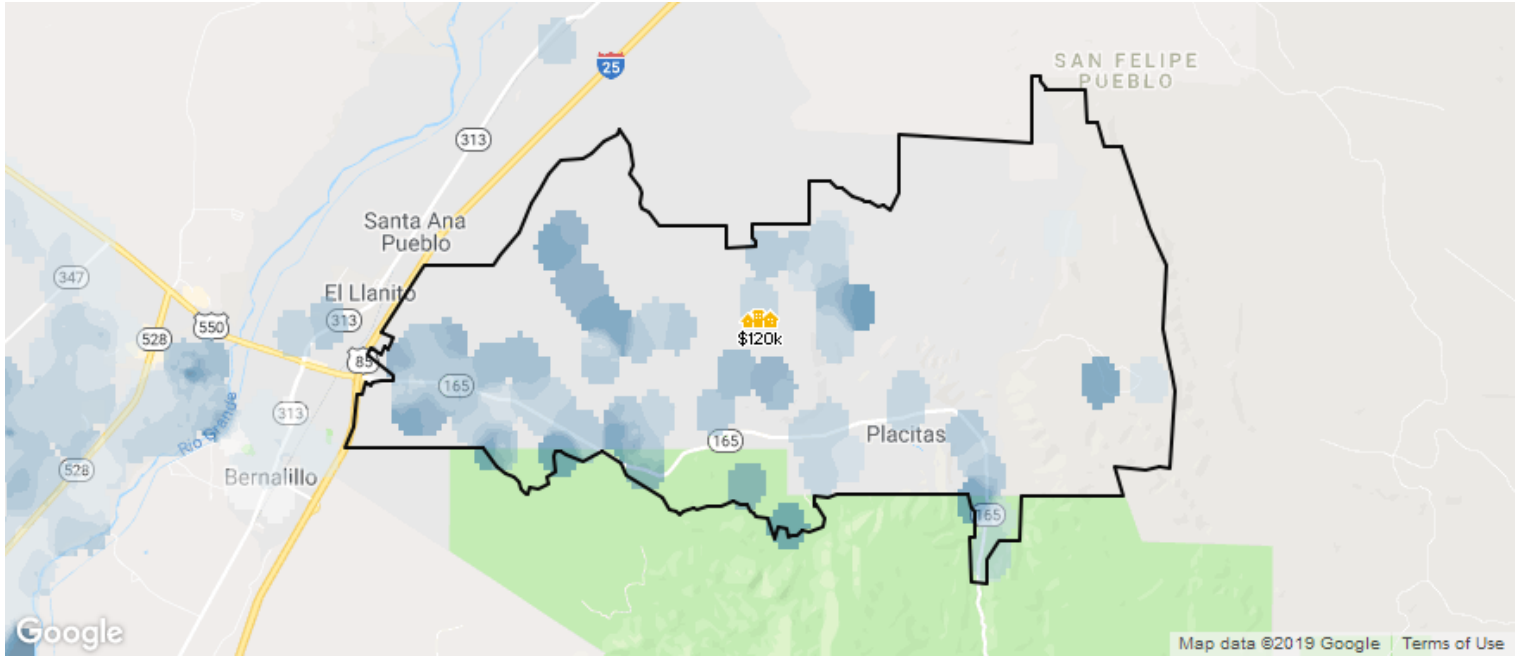
This map layer shows the average sales price for properties sold in the previous six months, in areas where RPR has MLS data. Source(s): MLS data; updated Quarterly.

<p>Median Sales Price</p> <p>\$378K</p> <p>Updated: 12/31/2018</p>	<p>Change Over Last Month</p> <p>↓ 17.03%</p>	<p>Change Over Last Quarter</p> <p>↑ 0.67%</p>	<p>Change Over Last 12 Months</p> <p>↓ 7.92%</p>	<p>Change Over Last 24 Months</p> <p>↓ 6.67%</p>
--	---	---	--	--

About this data: The Metrics displayed here reflect average sales price for **All Residential Properties** using **MLS listing** data.

Placitas, New Mexico

Market Snapshot: List Price



This map layer shows the average listing price for properties in the previous six months, in areas where RPR has MLS data. Source(s): MLS data; updated Quarterly.

Median List Price

\$120K

Updated: 12/31/2018

Change Over
Last Quarter

↑ 0.25%

Change Over
Last 12 Months

↓ 4%

Change Over
Last 24 Months

↓ 31.43%

About this data: The Metrics displayed here reflect average sales price for **All Residential Properties** using **MLS listing** data.



Contact a REALTOR®

Call/Text: (505) 730-8181

info@syban.com

www.syban.com