



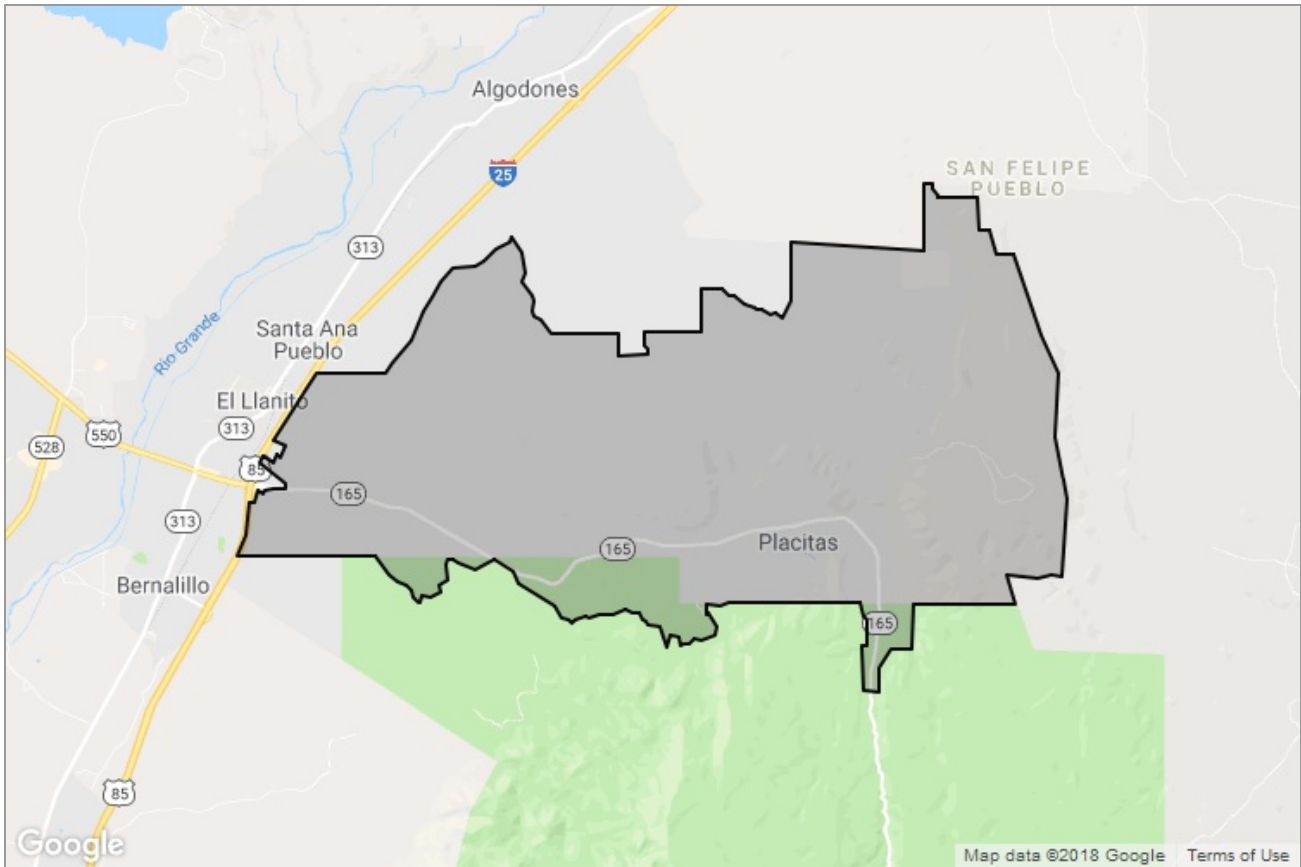
Placitas, New Mexico

Market Activity Report



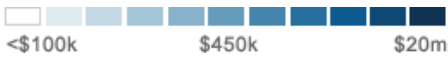
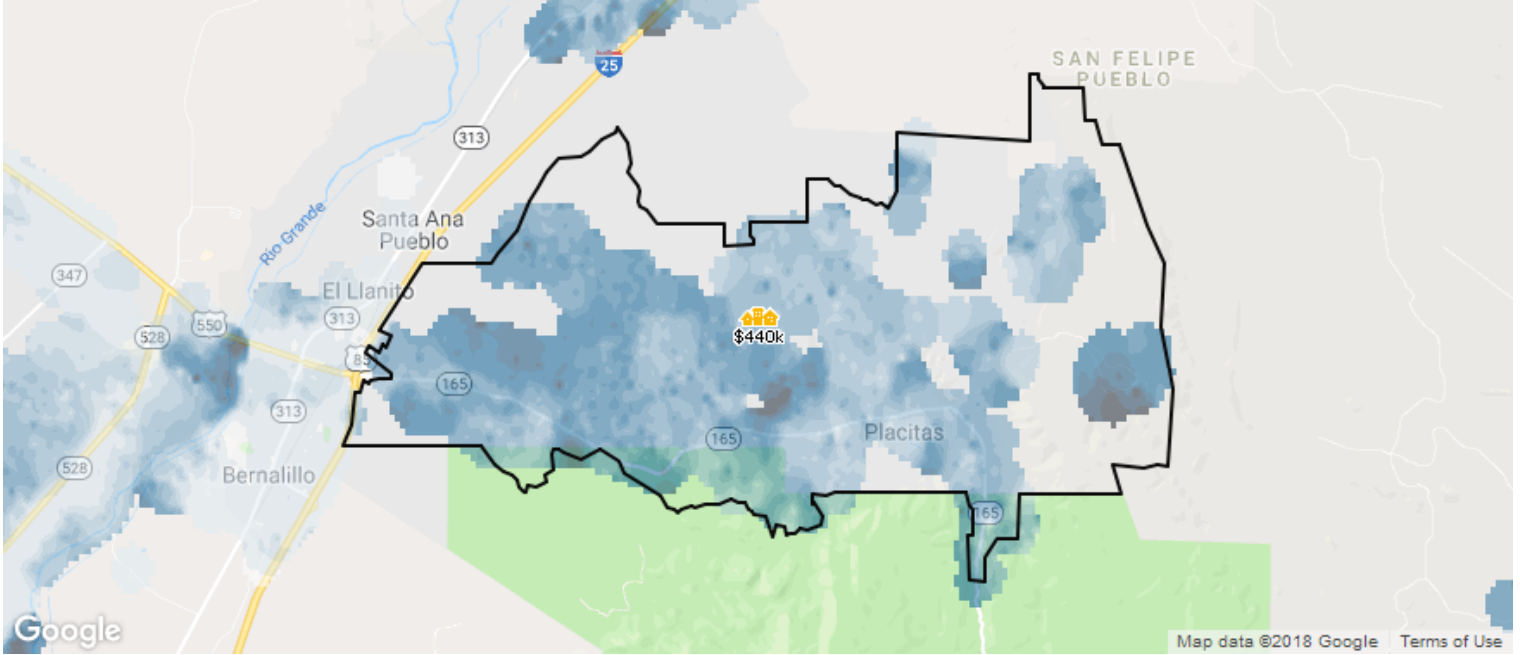
MARKET ACTIVITY REPORT

Placitas, New Mexico



Placitas, New Mexico

Market Snapshot: Estimated Home Values



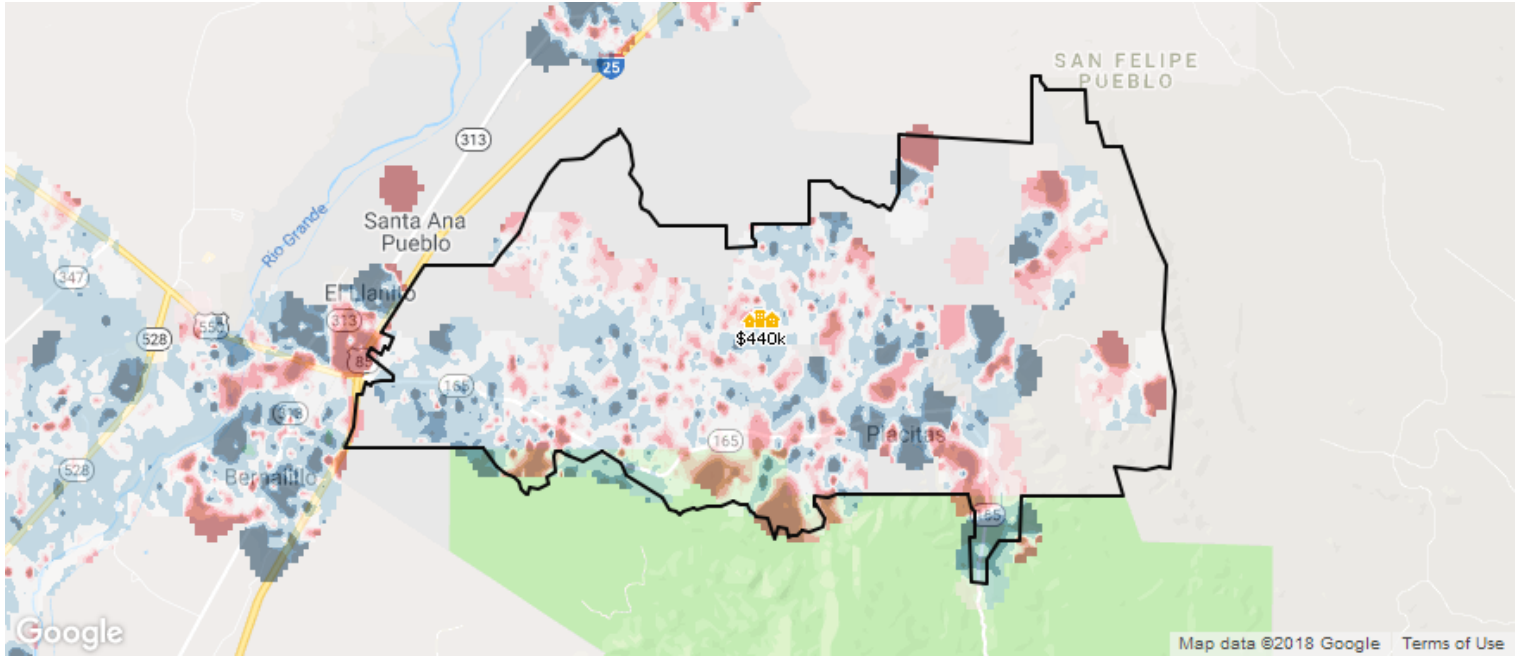
This map layer shows the average estimated home values, based on the AVMs and RVMs® for properties in an area. Source(s): Public records and MLS data where licensed; updated Quarterly.

<p>Median Est. Home Value</p> <p>\$440K</p> <p>Updated: 10/31/2018</p>	<p>Change Over Last Month</p> <p>↑ 2.43%</p>	<p>Change Over Last Quarter</p> <p>↑ 2.43%</p>	<p>Change Over Last 12 Months</p> <p>↑ 6.35%</p>	<p>Change Over Last 24 Months</p> <p>↑ 7.49%</p>
---	---	---	---	---

About this Data: Estimated home values are generated by a valuation model and are not formal appraisals. Valuations are based on public records and MLS data where licensed. The metrics shown here reflect **SFR** data.

Placitas, New Mexico

Market Snapshot: 12-Month Change in Estimated Value



This map layer shows the change in estimated home values over the past 12 months, based on the AVMs and RVMs® for properties in an area. Source(s): Public records and MLS data where licensed; updated Quarterly.

Median Est. Home Value

\$440K

Updated: 10/31/2018

Change Over Last 12 Months

↑ 6.35%

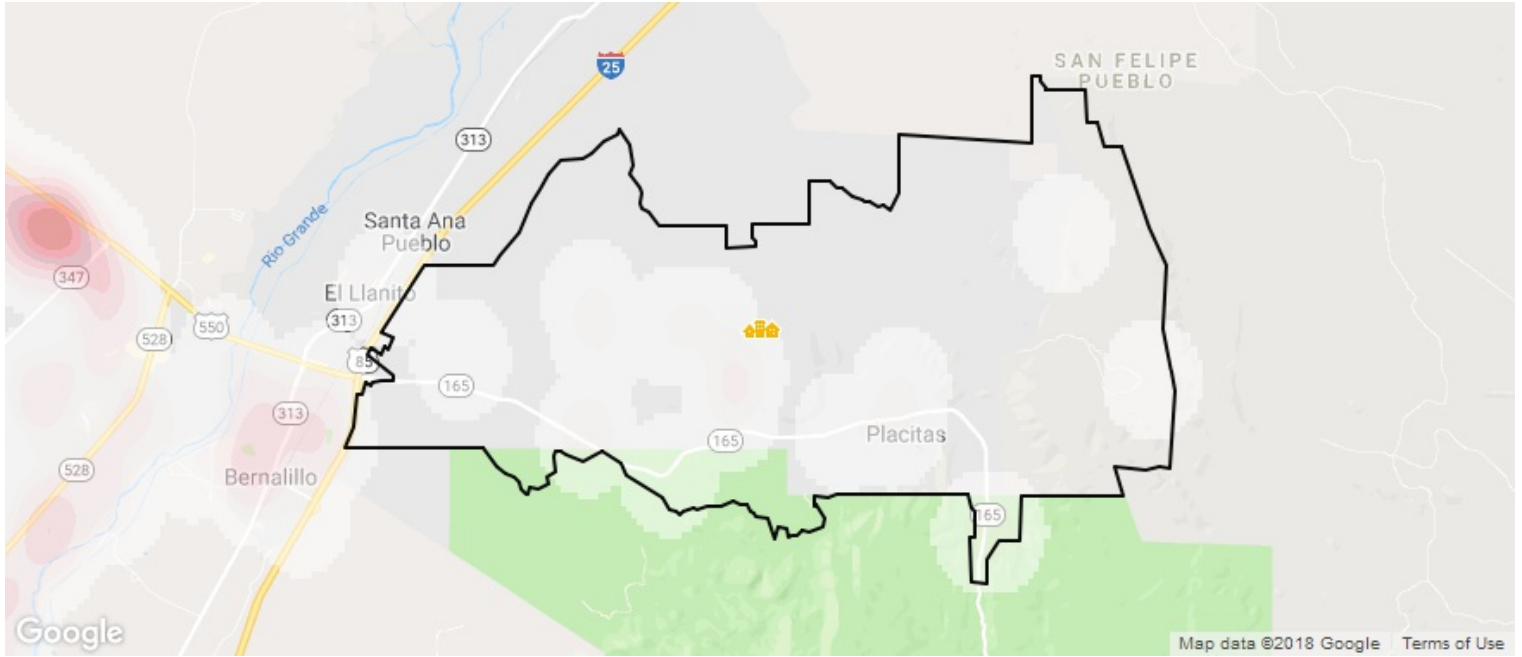
Change Over Last 24 Months

↑ 7.49%

About this Data: Estimated home values are generated by a valuation model and are not formal appraisals. Valuations are based on public records and MLS data where licensed. The metrics shown here reflect **SFR** data.

Placitas, New Mexico

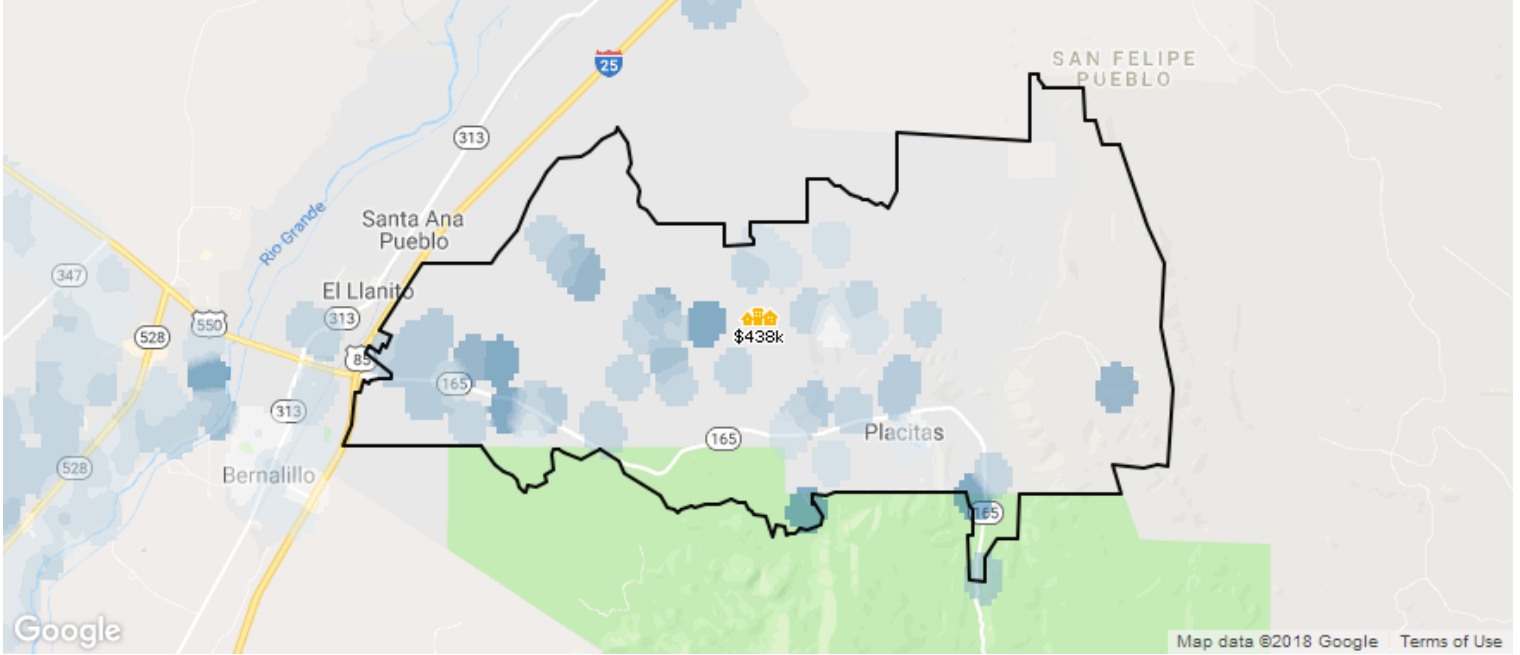
Market Snapshot: Concentration of Distressed Properties



This map layer shows the concentration of distressed properties, in areas where RPR has MLS data. Source(s): MLS data; updated Quarterly.

Placitas, New Mexico

Market Snapshot: Sales Price



<\$100k
 \$100k-\$500k
 \$500k-\$1m
 \$1m-\$5m
 >\$5m

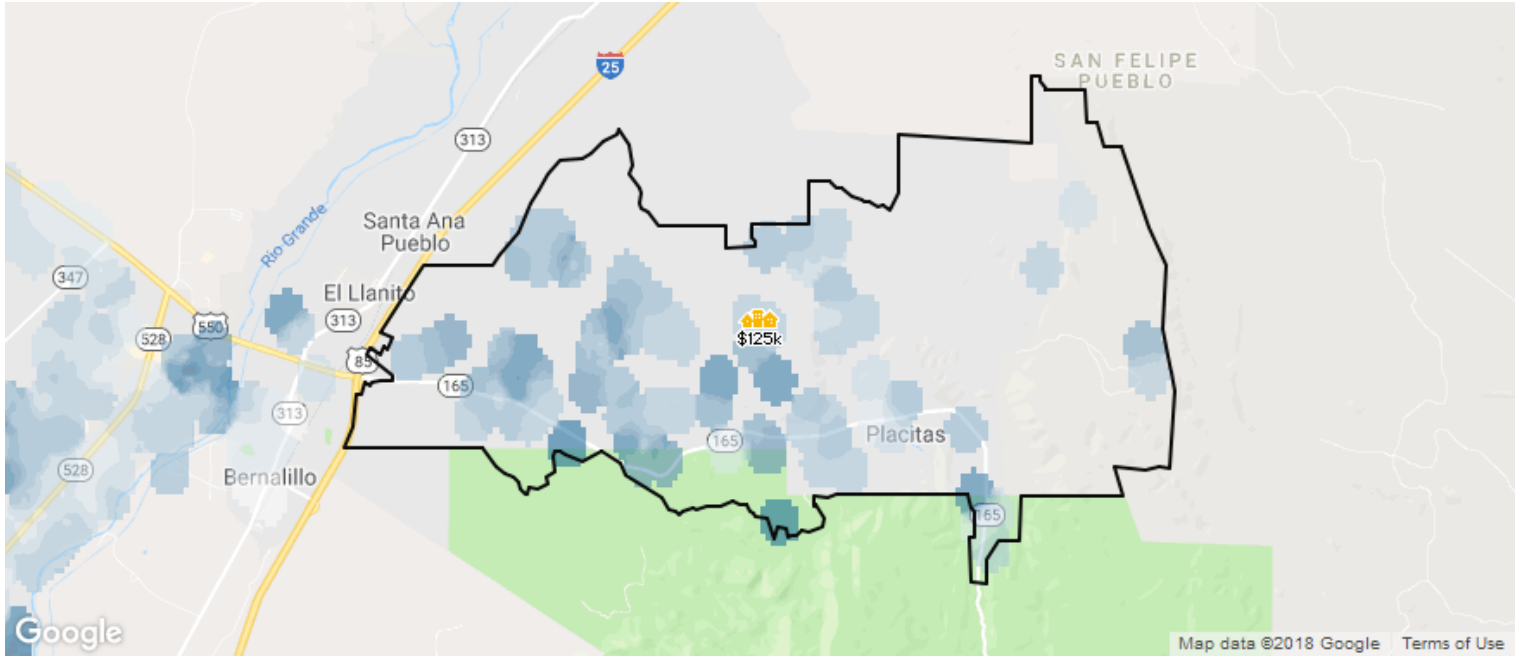
This map layer shows the average sales price for properties sold in the previous six months, in areas where RPR has MLS data. Source(s): MLS data; updated Quarterly.

<p>Median Sales Price</p> <p>\$438K</p> <p>Updated: 10/31/2018</p>	<p>Change Over Last Month</p> <p>↑ 16.67%</p>	<p>Change Over Last Quarter</p> <p>↑ 16.67%</p>	<p>Change Over Last 12 Months</p> <p>↑ 4.42%</p>	<p>Change Over Last 24 Months</p> <p>↑ 33.79%</p>
--	--	--	---	--

About this data: The Metrics displayed here reflect average sales price for **SFR** using **MLS listing** data.

Placitas, New Mexico

Market Snapshot: List Price



This map layer shows the average listing price for properties in the previous six months, in areas where RPR has MLS data. Source(s): MLS data; updated Quarterly.

Median List Price
\$125K
 Updated: 10/31/2018

Change Over
 Last 12 Months
22.36%

Change Over
 Last 24 Months
21.63%



Contact a Placitas REALTOR®: (505) 730-8181

About this data: The Metrics displayed here reflect average sales price for **SFR** using **MLS listing** data.